

AVAMIX

IMMERSION BLENDERS

COMMERCIAL BLENDERS

#928IB12 - 12" Immersion Blender

#928IB14 - 14" Immersion Blender

#928IB16 - 16" Immersion Blender

#928IB18 - 18" Immersion Blender

#928IB21 - 21" Immersion Blender

HEAVY DUTY

CE



NEMA 5-15P

**PERFECT FOR THICK
SAUCES & SOUPS!**

- Variable Speed up to 18,000 RPM for Pureeing, Whipping, and Emulsifying
- Disassembles for Easy Cleaning
- Stainless Steel Blending Shaft & Blade Assembly
- Shaft removes with ease
- 1¼ hp motor delivers superior power in its class to easily blend product

OPTIONAL ACCESSORIES



#928PIB10WHSK
Whisk




#928PISBWH
Wallhanger



#928PIBBRT
Blade
Removal Tool

Shaft Sizes:



07/2021



WARRANTY - 1 YEAR REPLACEMENT


- Safety Switch**
To prevent accidental startup
- Variable Speed Dial**
Easy to adjust between 8000-18000 RPM
- On/Off Trigger**
- Ergonomic Grip**
For Comfort and Control

Strong & Efficient Motor
850W - 1¼ HP

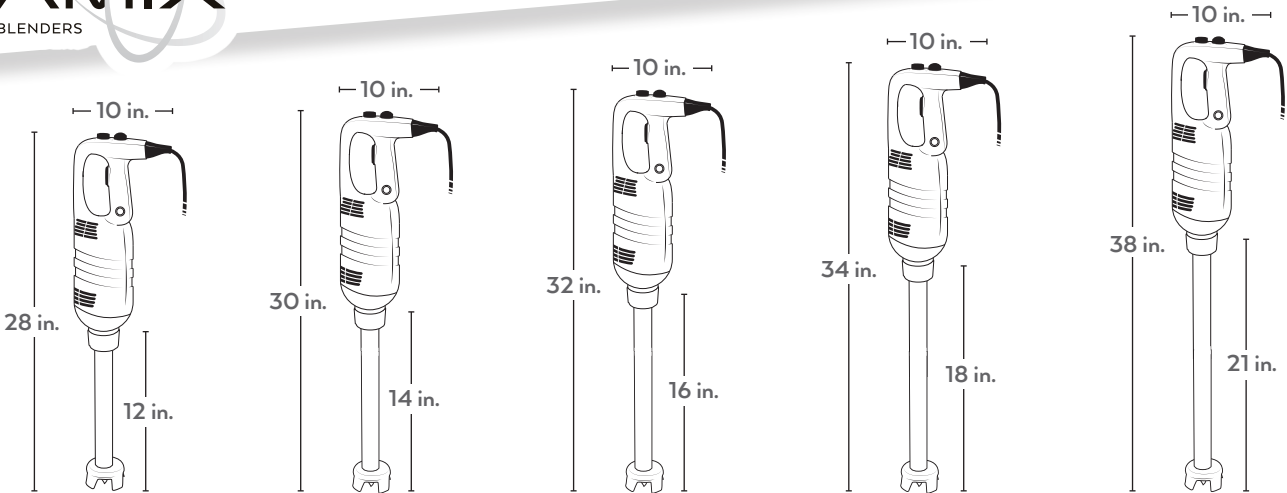
Detachable Shaft for Easy Cleaning
A variety of compatible shafts & whisks are available for purchase

Stainless Steel Blending Shaft
Great for soups, sauces, batters & mousses

Stainless Steel Blade Assembly
used for pureeing whipping and emulsifying up to 63 gallons



SPECIFICATIONS



Dimensions (W" x D")	Shaft Length	Amps	Hertz	Phase	Voltage	Wattage	Horsepower	RPM	Type	Speeds
4¾ in. x 10 in.	12, 14, 16, 18, 21 in.	7.08	60	1	120V	850W	1¼ HP	8,000 - 18,000	Heavy Duty	Variable