

AVAMIX

IMMERSION BLENDERS

COMMERCIAL BLENDERS

- #928IB12COMBO - 12" Combo
- #928IB14COMBO - 14" Combo
- #928IB16COMBO - 16" Combo
- #928IB18COMBO - 18" Combo
- #928IB21COMBO - 21" Combo

HEAVY DUTY COMBINATION

INCLUDES BOTH A
BLENDING ARM AND WHISK


- Variable Speed up to 18,000 RPM for Pureeing, Whipping, and Emulsifying
- Disassembles for Easy Cleaning
- Stainless Steel Blending Shaft & 10" Whisk
- Shaft removes with ease
- 1/4 hp motor delivers superior power in its class to easily blend product



NEMA 5-15P



OPTIONAL ACCESSORIES



#928PIB10WHSK
Whisk




#928PISBWH
Wallhanger



#928PIBBRT
Blade
Removal Tool

Shaft Sizes:



07/2021



WARRANTY - 1 YEAR REPLACEMENT

10"

Safety Switch

To prevent accidental startup

Variable Speed Dial

Easy to adjust between 8000-18000 RPM

On/Off Trigger

Ergonomic Grip
For Comfort and Control



Strong & Efficient Motor

850W - 1/4 HP

Detachable Shaft for Easy Cleaning

A variety of compatible shafts & whisks are available for purchase

Stainless Steel Blending Shaft

Great for soups, sauces, batters & mousses

Stainless Steel Blade Assembly

used for pureeing, whipping, and emulsifying up to 63 gallons

1 1/2"

Included 10" Whisk

Great for whipping mashed potatoes, cakes and creams



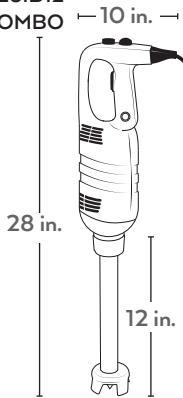
NEMA 5-15P

AVAMIX

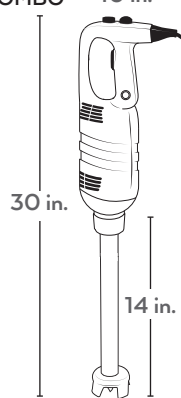
COMMERCIAL BLENDERS

SPECIFICATIONS

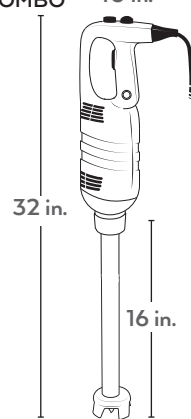
#928IB12 COMBO



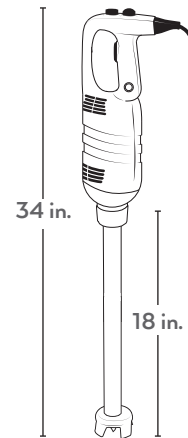
#928IB14 COMBO



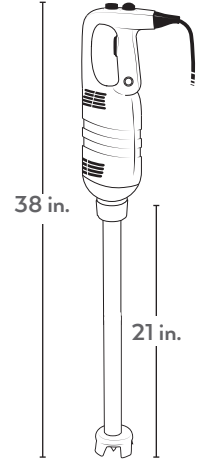
#928IB16 COMBO



#928IB12 COMBO



#928IB12 COMBO



Dimensions (W" x D")	Shaft Length	Amps	Hertz	Phase	Voltage	Wattage	Horsepower	RPM	Type	Speeds
4 3/4 in. x 10 in.	12, 14, 16, 18, 21 in.	7.08	60	1	120V	850W	1/4 HP	8,000 - 18,000	Heavy Duty	Variable